



ROHRflex® PA 6 - UL - SD

**LFNC-C**  
**Liquid-tight, Flexible, NonMetallic Conduit**  
**Corrugated****Fittings:**  
RQG-N / RQG-M  
RQW-N / RQW-M  
RQB45-N / RQB45-M

For installation in accordance with Article 356 of ANSI / NFPA 70, "National Electrical Code" (NEC).

This product may also be used for installation of conductors for electrical signs and outline lighting in accordance with NEC.

Standard for products in this category for conduit is ANSI / UL1660 and for fittings UL 514B.

**FLEXAquick® System Advantage**


- Quick Connect & Disconnect
- No Special Tools Required
- No Additional Parts Required
- Total System Integration
- 3 Second termination
- IP 68 / 69K



Insert conduit entirely into fitting  
Fitting will only turn with force  
For IP 68 / 69K



Remove by grabbing collar  
Pull  
No additional tools required



Fitting is ready for use again  
IP 68 / 69K



*"Unsurpassed in Cable Protection and Strain Relief"*

### ROHRflex® PA 6 - UL - SD



**Material:** Plastic (PA6)

**Color:** Black

#### Construction

Corrugated all-plastic tubing, internally and externally corrugated

#### Temperature Range

-25°C up to +120°C

#### Properties

- Air and liquid tight
- Oil resistance up to 80°C
- Benzine resistant
- Widely resistant to acids and solvents
- Free of silicone, cadmium & hydrogen
- Highly self extinguishing
- Flame retardant
- Outdoor Rated / UV-resistant
- UL 1660 | CSA C22.2 Nr. 227.2.1-14



Fine Profile						
Part #	OD	mm	stat	dyn	m / ft	
0238.202.016	1/2"	21,2	16,0 x 21,2	50	75	50 / 164
0238.202.023	3/4"	28,5	22,5 x 28,5	60	100	50 / 164
0238.202.029	1"	34,5	28,4 x 34,5	70	120	25 / 82
0238.202.036	1 1/4"	42,5	35,5 x 42,5	100	150	25 / 82
0238.202.048	1 1/2"	54,5	47,5 x 54,5	110	190	25 / 82

### RQG - N




**Material:** Body - Plastic (PA6)  
Seal - TPE

#### Construction

Connector case with hexagonal wrench surface, fixed outer thread, integrated snap-in sleeve and sealing

#### Temperature Range

-40°C up to +120°C



#### Properties

- One piece connector with push-in lock for coarse and fine profile conduits
- Simple dismounting by displacing the snap-in sleeve
- Free of silicone, cadmium & hydrogen
- Self-extinguishing
- Fit for high mechanical stress
- Impact-resistant
- UL514B, CSA C22.2 No. 18.3-12



IP 68 / 69K		UL LISTED (CONDUIT FITTING) E140	OD								
Part #	Ø	Nm	Ø I mm	Ø B mm	C mm	D mm	SW mm	St. Pcs.			
5020.056.206	UL 21,2 1/2"	2,5	15,5	29,5	13,0	44,5	27	50			
5020.038.221	UL 28,5 3/4"	6,0	20,7	37,0	14,0	47,5	34	25			
5020.038.227	UL 34,5 1"	9,0	25,7	44,0	16,0	52,0	40	25			
5020.056.207	UL 42,5 1 1/4"	9,0	34,0	52,0	18,0	47,5	49	25			
5020.056.209	UL 54,5 1 1/2"	9,0	39,5	64,0	18,0	57,0	60	10			
5020.056.210	UL 54,5 2"	12,0	48,5	64,0	21,0	60,0	60	10			




*"Unsurpassed in Cable Protection and Strain Relief"*

### RQG - M



<div> </div>										
Part #		Ø		Nm	Ø I mm	Ø B mm	C mm	D mm	SW mm	St. Pcs.
5020.037.220	UL	21.2	M 20 x 1.5	5	16.0	29.5	13.0	44.5	27	50
5020.065.209	UL	21.2	M 25 x 1.5	6	17.0	29.5	13.0	44.5	27	50
5020.037.225	UL	28.5	M 25 x 1.5	6	20.5	37.0	13.0	47.0	34	25
5020.065.211	UL	28.5	M 32 x 1.5	10	23.5	37.0	15.0	49.0	34	25
5020.037.232	UL	34.5	M 32 x 1.5	10	25.5	44.0	15.0	51.0	40	25
5020.037.238	UL	34.5	M 40 x 1.5	12	30.5	48.5	15.0	51.5	40	25
5020.037.240	UL	42.5	M 40 x 1.5	12	32.0	58.0	17.0	76.0	55	25
5020.037.245	UL	42.5	M 50 x 1.5	15	37.5	63.0	17.0	76.0	60	25
5020.037.250	UL	54.5	M 50 x 1.5	15	42.5	68.0	17.0	76.0	65	10
5020.037.263	UL	54.5	M 63 x 1.5	18	49.0	74.0	17.0	88.0	70	10

### RQW - N



**Material:** Body - Plastic (PA6)  
Seal - TPE

#### Construction

Connector case with hexagonal wrench surface, fixed outer thread, integrated snap-in sleeve and sealing




#### Temperature Range

-40°C up to +120°C

#### Properties

- One piece connector with push-in lock for coarse and fine profile conduits
- Simple dismounting by displacing the snap-in sleeve
- Free of silicone, cadmium & hydrogen
- Self-extinguishing
- Fit for high mechanical stress
- Impact-resistant
- UL514B, CSA C22.2 No. 18.3-12






<div><div><div><div><div><div></div><div>UL</div><div>US</div></div><div>C</div><div>LISTED</div><div>(CONDUIT FITTING)</div><div>6140</div></div></div><div>IP 68 / 69K</div><div>OD</div><div></div><div></div><div></div></div></div>											
Part #		Ø		Nm	Ø I mm	Ø B mm	C mm	E mm	F mm	Ø D mm	St. Pcs.
5020.057.206	UL	21,2	1/2"	2,5	16,0	29,5	13,0	51,0	48,5	27,0	50
5020.039.221	UL	28,5	3/4"	6,0	21,0	37,0	14,0	57,5	57,0	34,0	25
5020.039.228	UL	34,5	1"	9,0	28,0	44,0	16,0	67,5	66,0	43,0	10
5020.057.207	UL	42,5	1 1/4"	9,0	35,0	52,0	18,0	83,0	76,0	52,0	10
5020.057.209	UL	54,5	1 1/2"	9,0	41,0	64,0	18,0	95,0	87,0	64,5	5
5020.057.210	UL	54,5	2"	12,0	52,0	66,0	21,0	100,0	90,0	65,0	5




*"Unsurpassed in Cable Protection and Strain Relief"*

### RQW - M



<div><div><div><div><div><div></div><div>UL</div><div>US</div></div><div><div></div><div></div><div></div></div><div><div></div><div></div><div></div></div></div><div><div>IP 68 / 69K</div><div>LISTED</div><div>(CONDUIT FITTING)</div><div>9140</div></div></div><div>OD</div><div></div><div></div><div></div></div></div>				Part #	Ø		Nm	Ø I mm	Ø B mm	C mm	E mm	F mm	Ø D mm	St. Pcs.
5020.064.220	UL	21.2	M 20 x 1.5	5	14,8	29,5	13,0	50,0	49,0	27,0	50			
5020.036.225	UL	21.2	M 25 x 1.5	6	18,0	29,5	13,0	50,0	49,0	29,5	50			
5020.064.225	UL	28.5	M 25 x 1.5	6	18,0	37,0	13,0	57,0	57,0	34,0	25			
5020.036.232	UL	28.5	M 32 x 1.5	10	24,0	37,0	15,0	57,0	59,0	37,0	25			
5020.064.232	UL	34.5	M 32 x 1.5	10	24,0	44,0	15,0	67,5	65,0	43,0	10			
5020.036.240	UL	34.5	M 40 x 1.5	12	32,0	44,0	15,0	67,5	67,0	45,0	10			
5020.064.240	UL	42.5	M 40 x 1.5	12	32,0	52,0	15,0	83,0	72,0	51,5	10			
5020.036.250	UL	42,5	M 50 x 1.5	15	39,0	52,0	15,5	83,0	74,5	55,0	10			
5020.064.250	UL	54,5	M 50 x 1.5	15	39,0	64,0	15,0	94,0	84,0	64,0	5			
5020.036.263	UL	54.5	M 63 x 1.5	18	53,0	64,0	16,0	94,0	85,5	68,0	5			

### RQB45 - N



**Material:** Body - Plastic (PA6)  
Seal - TPE

#### Construction

Connector case with hexagonal wrench surface, fixed outer thread, integrated snap-in sleeve and sealing






#### Temperature Range

-40°C up to +120°C

#### Properties

- One piece connector with push-in lock for coarse and fine profile conduits
- Simple dismounting by displacing the snap-in sleeve
- Free of silicone, cadmium & hydrogen
- Self-extinguishing
- Fit for high mechanical stress
- Impact-resistant
- UL514B, CSA C22.2 No. 18.3-12








<div><div><div><div></div><div>IP 68 / 69K</div></div><div></div><div></div><div></div><div></div></div></div>											
Part #		Ø		Nm	Ø I mm	Ø B mm	C mm	E mm	F mm	SW mm	St. Pcs.
5020.017.206	UL	21,2	1/2"	2,5	14,5	29,5	12,0	55,0	60,0	26	50
5020.017.214	UL	28,5	3/4"	6,0	20,0	37,0	13,0	67,0	70,0	32	25
5020.017.216	UL	34,5	1"	9,0	25,0	44,0	14,0	73,5	75,0	39	10
5020.017.217	UL	42,5	1 1/4"	9,0	39,0	52,0	17,0	82,5	100,0	48	10
5020.017.209	UL	54,5	1 1/2"	9,0	37,5	64,0	17,0	97,0	100,0	59	5
5020.017.210	UL	54,5	2"	12,0	45,5	64,0	17,0	97,0	100,0	70	5



*"Unsurpassed in Cable Protection and Strain Relief"*

### RQB45 - M



<div><div><div><div><div></div><div>IP 68 / 69K</div></div><div><div></div><div></div><div></div><div></div></div></div></div></div>											
Part #		Ø		Nm	Ø I mm	Ø B mm	C mm	E mm	F mm	SW mm	St. Pcs.
5100.021.220	UL	21.2	M 20 x 1.5	5	13,0	29,5	12,0	55,0	60,0	26	50
5100.021.225	UL	21.2	M 25 x 1.5	6	14,5	29,5	13,0	56,0	60,0	26	50
5100.028.225	UL	28.5	M 25 x 1.5	6	17,0	37,0	13,0	64,0	72,0	32	25
5100.028.232	UL	28.5	M 32 x 1.5	10	20,0	37,0	14,0	64,0	75,0	36	25
5100.034.232	UL	34.5	M 32 x 1.5	10	23,0	44,0	14,0	73,5	76,0	39	10
5100.034.240	UL	34.5	M 40 x 1.5	12	29,0	44,0	14,0	73,5	77,0	45	10
5100.042.240	UL	42.5	M 40 x 1.5	12	31,5	52,0	17,0	82,5	86,0	48	10
5100.042.250	UL	42,5	M 50 x 1.5	15	36,0	52,0	17,0	82,5	86,0	58	10
5100.054.250	UL	54,5	M 50 x 1.5	15	35,5	64,0	17,0	92,0	95,0	58	5
5100.054.263	UL	54.5	M 63 x 1.5	18	45,5	64,0	17,0	97,0	100,0	69	5

### DIFFERENCE BETWEEN NORTH AMERICAN APPROVALS

#### UL 1660: LIQUID TIGHT | FLEXIBLE NON METALLIC CONDUIT

This approval is the non-metallic flexible conduit standard. Corrugated tubings are normally made of polyamide and as the fittings for this type of tubing are not compression fittings, the conduit and fittings need to be supplied as a system. FLEXA has ROHRflex PA 6-UL-SD corrugated conduits UL listed to UL 1660. This conduit is designed for use with UL listed range of RQG with NPT threads. The UL mark is cULus, showing approval for use in USA and Canada.



#### UL 514B: NON METALLIC CONDUIT FITTINGS

Conduit fittings are specified under UL 514B.

#### UL 360 LIQUID TIGHT | FLEXIBLE METAL CONDUIT

This is the standard for galvanized steel, PVC sheathed flexible steel conduits. This standard specifies the conduit dimensions, with tolerances and for sizes up to 40 mm it requires a copper bonding wire to be incorporated into the wall of the conduit.



#### UL 1696: NON-METALLIC PROTECTION TUBING

UL recognized approval is applicable to a component or raw material that is to be incorporated into a piece of finished equipment that will itself be UL listed. UL 1696 is the newest UL standard for conduits and is a system standard incorporating conduits and fittings.



*"Unsurpassed in Cable Protection and Strain Relief"*