









Technical Data Sheet







	IP 68	Flexible conduit	   	Nr.: 0261. ...
	ROHRflex® PA 6-L			Revision C3 Nov 2013



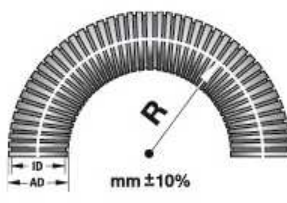







Description	Characteristics	Unit	Value	Test
Material Plastic (PA) Color Grey and Black Temperature range -25°C up to + 120°C Construction Corrugated all-plastic tubing, internally and externally corrugated Properties <ul style="list-style-type: none"> air- and liquid-tight oil resistant up to 80°C benzine resistant widely resistant to acid and solvents free of silicone, cadmium, halogen flame retardant black excellent UV-resistant, grey limited resistance DIN 5510, part 2 UL File No. E86359 	Mechanical characteristics Resistance to compression* Resistance to impact* Resistance to bending* Reversed bending stresses Thermal characteristics Temperature range Flame characteristics Free of halogen and phosphor Flame class Resistance to flame propagation* Light emitting filament check Oxygen index Flammability class Smoke emission class Class of capacity of forming drops	N J Flexible °C °C % °C % °C °C	> 320 > 4 Flexible > 40,000 -25 ..+ 120° Yes HB non flame propagating 850 > 25 > S 4 SR 2 ST 2	EN 61386-23 EN 61386-23 EN 61386-23 EN 61386-23 DIN 53474 UL 94 EN 61386-23 EN 60695-2-1/0 ISO 4589-2 DIN 5510-2 DIN 5510-2 DIN 5510-2
Applications <ul style="list-style-type: none"> Economical insulated electrical installations for application rules machine and plant constructions acc. to DIN EN 60204 For indoor applications on railway cars Permanent flexible installations 	Chemical characteristics Resistance to fuels, mineral oils, fats, alkalises, acids and bases System test Pull-out resistance with FLEXAquick*	N	excellent 100	EN 61386-23

* Classification for flexible conduit systems for electrical installation DIN EN IEC 61386-23 (Details are based upon dimension OD 21.2)



Technical Data Sheet

	Flexible conduit	    	Nr.: 0261. ...
	ROHRflex® PA 6-L		Revision C3 Nov 2013

Dimensions							
 Fine profile  Coarse profile				Smallest bending radius stat. > static (fixed) dyn. > dynamic			
Part No.	Part No.	AD OD	 mm	 stat	 dyn	 kg/m	 m
Color: Grey	Color: Black	∅					
 fine profile							
0261.201.006	0261.202.006	10,0	6,5 x 10,0	13	35	0,020	50
0261.201.010	0261.202.010	13,0	10,0 x 13,0	20	45	0,024	50
0261.201.012	0261.202.012	15,8	12,0 x 15,8	35	55	0,034	50
0261.201.014	0261.202.014	18,5	14,3 x 18,2	40	65	0,050	50
0261.201.016	0261.202.016	21,2	16,5 x 21,2	45	75	0,056	50
 coarse profile							
0261.231.016	0261.232.016	21,2	15,5 x 21,2	45	75	0,056	50
0261.231.023	0261.232.023	28,5	22,0 x 28,5	55	100	0,090	50
0261.231.029	0261.232.029	34,5	27,5 x 34,5	65	120	0,120	25
0261.231.036	0261.232.036	42,5	35,5 x 42,5	90	150	0,165	25
0261.231.048	0261.232.048	54,5	47,0 x 54,5	100	190	0,225	25

Recommendations for any areas of applications, products, or product combinations are issued to the best of FLEXA's knowledge and experience. The user is requested to check applicability of FLEXA products to specific applications and purposes prior to the use of the particular products. All documentation, illustrations, and charts published are subject to copyright and must not be copied, changed, used, or modified. Technical drawings, certificates, authorizations, and results by the FLEXA lab will be provided upon request. FLEXA will not be held liable for typographical or other errors and incorrect drawings. Technical modifications are subject to change without prior notice.