











## Technical Data Sheet











 <p><b>IP 68</b></p>	<p><b>Flexible conduit</b></p>	      	<p>Nr.: 0236. ...</p> <p>Revision B4 Nov 2013</p>
	<p><b>ROHRflex® PA 12</b></p>		



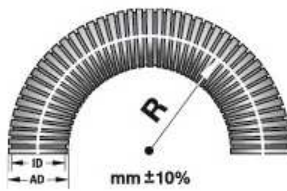






Description	Characteristics	Unit	Value	Test
<p><b>Material</b> Plastic (PA)</p> <p><b>Color</b> Black</p> <p><b>Temperature range</b> -50°C up to + 100°C ^...+ 130°C</p> <p><b>Construction</b> Corrugated all-plastic tubing, internally and externally corrugated</p> <p><b>Properties</b></p> <ul style="list-style-type: none"> <li>• high alternate bending strength</li> <li>• improved insulation properties</li> <li>• air- and liquid-tight</li> <li>• oil and benzine resistant</li> <li>• widely resistant to acid and solvents</li> <li>• free of silicone, cadmium, halogen</li> <li>• highly self-extinguishing</li> <li>• flame retardant</li> <li>• black excellent UV-resistant</li> </ul>	<p><b>Mechanical characteristics</b></p> <p>Resistance to compression*</p> <p>Resistance to impact*</p> <p>Resistance to bending*</p> <p>Reversed bending stresses</p>	N	> 125	EN 61386-23
	<p><b>Thermal characteristics</b></p> <p>Temperature range</p> <p>Short-term</p>	°C	-50 ..+ 100°	
<p><b>Applications</b></p> <ul style="list-style-type: none"> <li>• Insulated electrical installations for application rules machine and plant constructions acc. to DIN EN 60204</li> <li>• Especially for frequent reversed bending, e.g. for robotics</li> <li>• For static and dynamic applications of railway cars (<b>especially for outside applications</b>)</li> </ul>	<p><b>Flame characteristics</b></p> <p>Free of halogen and phosphor</p> <p>Flame class</p> <p>Resistance to flame propagation*</p> <p>Light emitting filament check</p> <p>Oxygen index</p> <p>Flammability class</p> <p>Smoke emission class</p> <p>Class of capacity of forming drops</p> <p>Smoke toxicity FED</p> <p>Smoke index</p> <p>Smoke emission class</p> <p>Toxicity index (R-Value)</p> <p>Smoke density (A<sub>0</sub>-Wert)</p> <p>Material requirements R23 / R24</p>		Yes	DIN 53474
	<p><b>Chemical characteristics</b></p> <p>Resistance to fuels, mineral oils, fats, alkalises, acids and bases</p>		V2	UL 94
	<p><b>System test</b></p> <p>Pull-out resistance with FLEXAquick*</p>	N	100	EN 61386-23
			non flame propagating	EN 61386-23
		°C	850	EN 60695-2-1/0
		%	28	ISO 4589-2
			S 4	DIN 5510-2
			SR 2	DIN 5510-2
			ST 2	DIN 5510-2
			0.39	DIN 5510-2
			F 2	NFF16-101/-102
			I 2	NFF16-101/-102
			2.0	BS 6853
			0.0683	BS 6853
			HL2	CEN-TS 45545-2
			excellent	

\* Classification for flexible conduit systems for electrical installation DIN EN IEC 61386-23 (Details are based upon dimension OD 21.2)



## Technical Data Sheet

	<b>Flexible conduit</b>	        	Nr.: 0236. ...
	<b>ROHRflex® PA 12</b>		Revision B4 Nov 2013

Dimensions						
 Fine profile  Coarse profile			<b>Smallest bending radius</b> stat. > static (fixed) dyn. > dynamic			
Part No.	AD OD					
Color: Black	∅	mm	stat	dyn	kg/m	m
						
0236.202.006	10,0	6,5 x 10,0	13	35	0,018	50
0236.202.010	13,0	10,0 x 13,0	15	45	0,024	50
0236.202.012	15,8	12,0 x 15,8	22	55	0,034	50
0236.202.014	18,5	14,3 x 18,5	27	65	0,050	50
0236.202.016	21,2	16,5 x 21,2	35	75	0,056	50
0236.202.023	28,5	23,0 x 28,5	45	100	0,090	50
0236.202.029	34,5	29,0 x 34,5	50	120	0,120	25
0236.202.036	42,5	36,0 x 42,5	80	150	0,165	25
0236.202.048	54,5	48,0 x 54,5	100	190	0,225	25
						
0236.232.016	21,2	15,5 x 21,2	45	75	0,075	50
0236.232.023	28,5	22,0 x 28,5	55	100	0,081	50
0236.232.029	34,5	27,5 x 34,5	65	120	0,113	25
0236.232.036	42,5	35,5 x 42,5	90	150	0,168	25
0236.232.048	54,5	47,0 x 54,5	100	190	0,203	25

Recommendations for any areas of applications, products, or product combinations are issued to the best of FLEXA's knowledge and experience. The user is requested to check applicability of FLEXA products to specific applications and purposes prior to the use of the particular products. All documentation, illustrations, and charts published are subject to copyright and must not be copied, changed, used, or modified. Technical drawings, certificates, authorizations, and results by the FLEXA lab will be provided upon request. FLEXA will not be held liable for typographical or other errors and incorrect drawings. Technical modifications are subject to change without prior notice.